



J. Serb. Chem. Soc. 90 (6) S222–S226 (2025)

SUPPLEMENTARY MATERIAL TO
**Quantum-chemical study of C–H···O interactions between
HTcO₄ and aromatic amino acids**

MILJAN BIGOVIĆ¹, IVANA S. VELJKOVIĆ², JELENA PETROVIĆ³
and DUŠAN Ž. VELJKOVIĆ^{4*}

¹Faculty of Natural Sciences and Mathematics, University of Montenegro, Podgorica, Montenegro, ²University of Belgrade – Institute for Chemistry, Technology and Metallurgy – National Institute of the Republic of Serbia, Belgrade, Serbia, ³Center for Nuclear Medicine with PET, University Clinical Center of Serbia, Belgrade, Serbia; Faculty of Medicine, University of Belgrade, Belgrade, Serbia and ⁴University of Belgrade - Faculty of Chemistry, Belgrade, Serbia

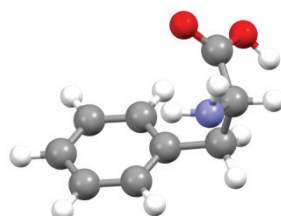
J. Serb. Chem. Soc. 90 (6) (2025) 741–752

OPTIMIZED GEOMETRIES

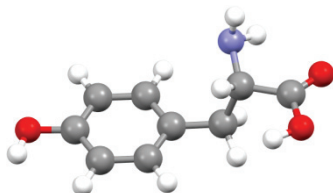
This section provides the Cartesian coordinates (XYZ format) of the optimized geometries for phenylalanine (Phe), tyrosine (Tyr), tryptophan (Trp), and pertechnetate acid (HTcO₄). Geometry optimizations were carried out using the MP2 method. The def2-TZVP basis set was employed for HTcO₄, while the cc-pVTZ basis set was used for the amino acids. The optimized structures serve as the starting point for further computational analyses presented in the main text.

* Corresponding author. E-mail: vdusan@chem.bg.ac.rs

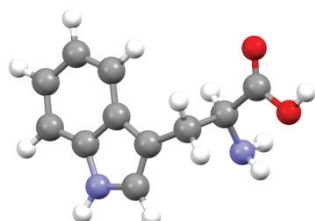
Table S-I. Cartesian coordinates (XYZ) of optimized **Phe** at the MP2/cc-pVTZ level.



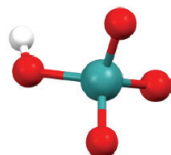
N	1.16448	1.44041	2.24973
C	1.96538	1.36108	1.04665
C	1.68598	2.48823	0.05467
O	0.77677	3.26951	0.15219
C	1.74035	-0.00674	0.37019
C	0.30752	-0.19870	-0.03773
C	-0.59606	-0.82768	0.82429
C	-0.15815	0.29003	-1.26295
C	-1.93690	-0.96484	0.47097
C	-1.49732	0.15407	-1.61815
C	-2.39035	-0.47284	-0.75106
O	2.54592	2.56550	-1.00036
H	3.02018	1.42493	1.33085
H	2.03211	-0.76905	1.09159
H	2.39050	-0.10836	-0.50105
H	-0.24229	-1.20709	1.77453
H	0.53023	0.77873	-1.94161
H	-2.62371	-1.45600	1.14678
H	-1.84220	0.53675	-2.56887
H	-3.43023	-0.57969	-1.02727
H	0.18669	1.44066	1.97527
H	1.31202	2.34361	2.68583
H	3.22153	1.88402	-0.90283

Table S-II. Cartesian coordinates (XYZ) of optimized Tyr at the MP2/cc-pVTZ level.

N	1.69351	1.91821	-1.04695
C	2.14635	0.56433	-0.79248
C	3.44810	0.22924	-1.51150
O	3.83835	0.81089	-2.49154
C	1.07272	-0.43929	-1.26216
C	-0.13629	-0.43178	-0.37457
C	-0.27745	-1.39328	0.62794
C	-1.12722	0.54800	-0.49399
C	-1.37047	-1.38262	1.49136
C	-2.22321	0.56729	0.35986
C	-2.34714	-0.39808	1.35782
O	-3.44718	-0.32981	2.16677
O	4.14390	-0.82796	-1.01673
H	2.28386	0.43792	0.28466
H	0.80969	-0.17274	-2.28822
H	1.49593	-1.44554	-1.29190
H	0.46821	-2.17283	0.73284
H	-1.02949	1.30918	-1.25463
H	-1.46617	-2.14157	2.25877
H	-2.99110	1.32230	0.26654
H	-3.40237	-1.05705	2.79612
H	2.27574	2.57315	-0.53848
H	1.86716	2.11559	-2.02851
H	3.70018	-1.14567	-0.22141

Table S-III. Cartesian coordinates (XYZ) of optimized **Trp** at the MP2/cc-pVTZ level.

N	-0.50791	3.10300	-1.76549
C	0.61173	2.45668	-1.10309
C	1.97044	3.09398	-1.30539
O	2.87254	3.08085	-0.49936
C	0.71264	0.99188	-1.57380
C	-0.41996	0.17802	-1.05934
C	-1.56780	-0.18913	-1.72448
C	-0.55171	-0.31478	0.27567
N	-2.39295	-0.88836	-0.87520
C	-1.80232	-0.98350	0.35981
C	0.26950	-0.25531	1.41404
C	-2.24345	-1.59347	1.53583
C	-0.16886	-0.85723	2.58291
C	-1.41111	-1.51950	2.64331
O	2.10152	3.64324	-2.54037
H	-1.86208	0.00846	-2.74183
H	-3.28754	-1.27133	-1.12336
H	1.22648	0.25094	1.37995
H	-3.19679	-2.10336	1.58712
H	0.45100	-0.82023	3.46837
H	-1.72229	-1.97924	3.57139
H	0.43436	2.45402	-0.02839
H	0.73544	0.98552	-2.66610
H	1.66003	0.57457	-1.22524
H	-0.66100	4.02361	-1.37259
H	-0.27735	3.24834	-2.74161
H	3.01566	3.96288	-2.58086

Table S-IV. Cartesian coordinates (XYZ) of optimized **HTcO₄** at the MP2/def2-TZVP level.

Tc	-0.03238	0.00466	0.00007
O	-0.63619	-0.84287	-1.39854
O	-0.63702	-0.84664	1.39592
O	-0.71239	1.60410	0.00181
O	1.86083	0.14394	0.00057
H	2.39044	-0.66878	-0.00089